



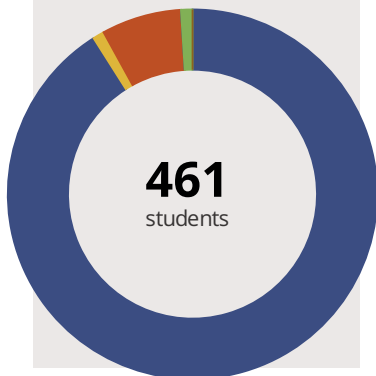
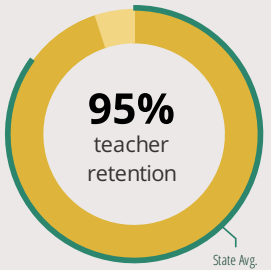
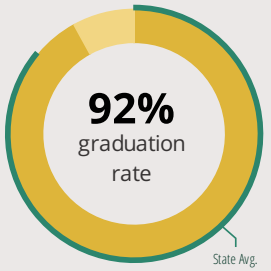
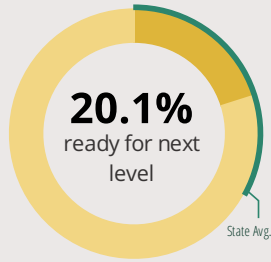
# SENECA HIGH SCHOOL

PO BOX 20 SENECA, IL 61360 0020 (815) 357-5000

Grades: 9-12  
District: SENECA TWP HSD 160

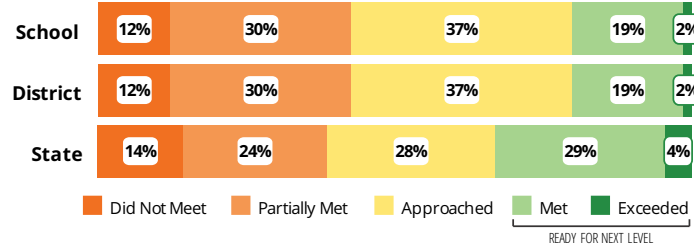
Principal: Mr. Marty Voiles  
Superintendent: Dr. James Carlson

## FAST FACTS



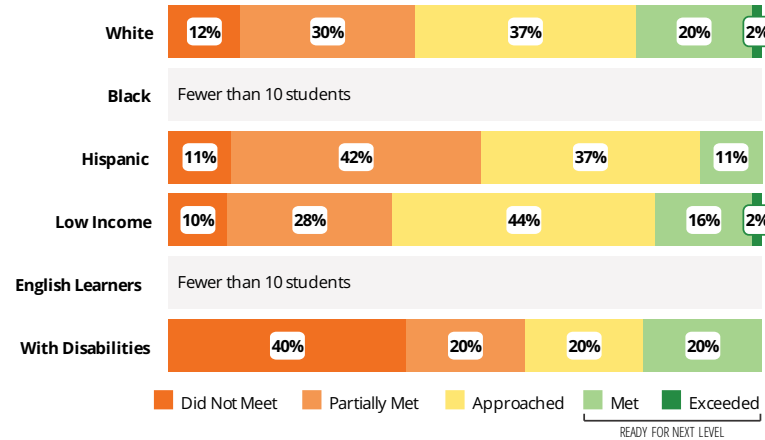
## Academic Success

All Illinois students in grades 3-8 take the PARCC assessment each year. High school students take the PARCC in specific Math or English Language Arts (ELA) courses.



## Success by Student Group

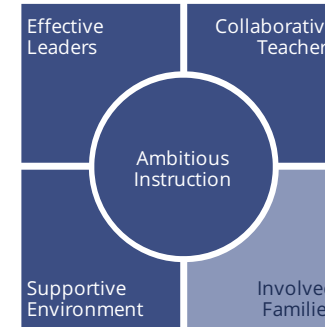
This display shows PARCC performance levels for each student group. No data is shown for groups with fewer than 10 students.



## Student Characteristics

White	91%	Low Income	36%
Black	1%	English Learners	0%
Hispanic	7%	With Disabilities	11%
Asian	0%	Homeless	0%
American Indian	0%		
Two or More Races	1%		
Pacific Islander	0%		

## School Environment



The **5Essentials Survey** allows students in grades 6-12 and all teachers to share their perspectives on essential conditions for learning. The anonymous survey consists of 5 components.

- Most implementation
- More implementation
- Average implementation
- Less implementation
- Least implementation
- Not Applicable/Low Response

### Response Rates

Students	70%
Teachers	88%

### More Effective Leaders

Do principals and teachers implement a shared vision for success?

### More Collaborative Teachers

Do teachers collaborate to promote professional growth?

### More Ambitious Instruction

Are the classes challenging and engaging?

### More Supportive Environment

Is the school safe, demanding, and supportive?

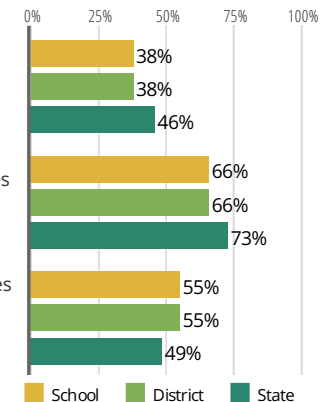
### Average Involved Families

Does the entire staff build strong external relationships?

## College Readiness

### Ready for College Coursework

Students who meet or exceed ACT college readiness benchmarks



### Postsecondary Enrollment

Students who enroll at colleges and universities

### Postsecondary Remediation (lower is better)

Students enrolled in Illinois community colleges who require remedial coursework



# SENECA HIGH SCHOOL

## School Highlights

### Academic Courses

Seneca High School offers many core curriculum classes as well as two AP Classes - AP Lit & Comp and AP U.S. History. For foreign language, there are four levels of Spanish offered to the students. As part of the fine arts department, students may choose from a variety of classes that now also includes guitar.

### Physical Education, Health and Wellness

Seneca High School not only has Physical Education (PE), but also offers an athletic P.E. class that uses core lifts, auxiliary lifts, plyometric training, and agility to attain a health-enhancing level of fitness. In addition to four years of PE, every student also must complete a semester of Health Education during sophomore year.

### Other Programs and Activities

Seneca High School is very proud of our wide variety of offerings and programs that the students were involved during 2014 - 2015 school year.

### School Awards

Seneca High School achieved AYP status in 2012-2013 via Safe Harbor.

### Career Development Courses and Programs

Seneca High School offers many Career and Technical Education (CTE) classes to help students develop the skills needed to gain employment and/or continue their education in the areas of Family & Consumer Science, Nursing, Agriculture, Auto Mechanics, Woods, Building Trades, and Drafting/CAD. Four classes also offer dual credit opportunities.

### Athletics

Seneca High School has a very proud and storied tradition with its programs. In 2014-15, our Seneca programs earned 1 regional championship, 2 sectional championship, and 3 conference championships. Also, we had numerous individual state level qualifier.

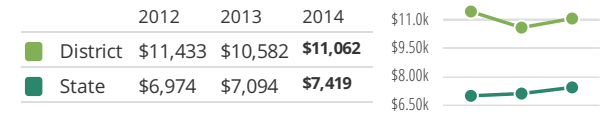
### School Personnel Resources

### Facilities

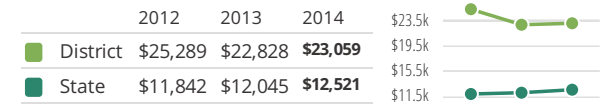
Most of this data has been collected by ISBE from school districts through data systems. Some information, such as the School Highlights, is entered directly by principals and can be updated throughout the year.

## District Finance

**Instructional Spending per Pupil** includes only the activities directly dealing with the teaching of students or the interaction between teachers and students.



**Operational Spending per Pupil** includes all costs for overall operations in this school's district, including Instructional Spending, but excluding summer school, adult education, capital expenditures, and long-term debt payments.



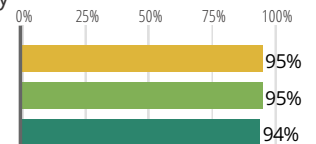
## Educator Measures

This school has had **2 principal(s)** over the past 6 years. In the last three years, an average of **95% of teachers** return to this school each year.

## Student Attendance and Mobility

### Attendance Rate

Rate at which students are present at school, not including excused or unexcused absences



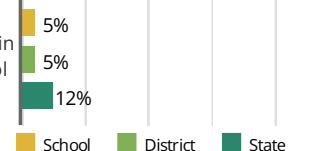
### Chronic Truancy Rate

Percentage of students who have been absent without valid reasons for 5% or more of regular school days



### Student Mobility

Percentage of students who transfer in or out of the school during the school year, not including graduates



## FOR MORE INFORMATION

Visit [IllinoisReportCard.com](http://IllinoisReportCard.com) to see additional details about each item of information for this school. There you will find charts spanning multiple years, detailed explanations, resources, more of the school's programs and activities, and powerful tools that let you dig deeper into data.